



A MEDICAL JOURNEY THROUGH INSPIRING IMAGES  
TAKEN BY HELEN TINNER PHOTOGRAPHY


# An Adult's Medical Journey

Enhancing an adult patient experience  
whilst visiting hospital

Mobile: 07985 001 534

Email: [helen@helentinner.com](mailto:helen@helentinner.com)

Website: [helentinner.com/medical-photographer](http://helentinner.com/medical-photographer)

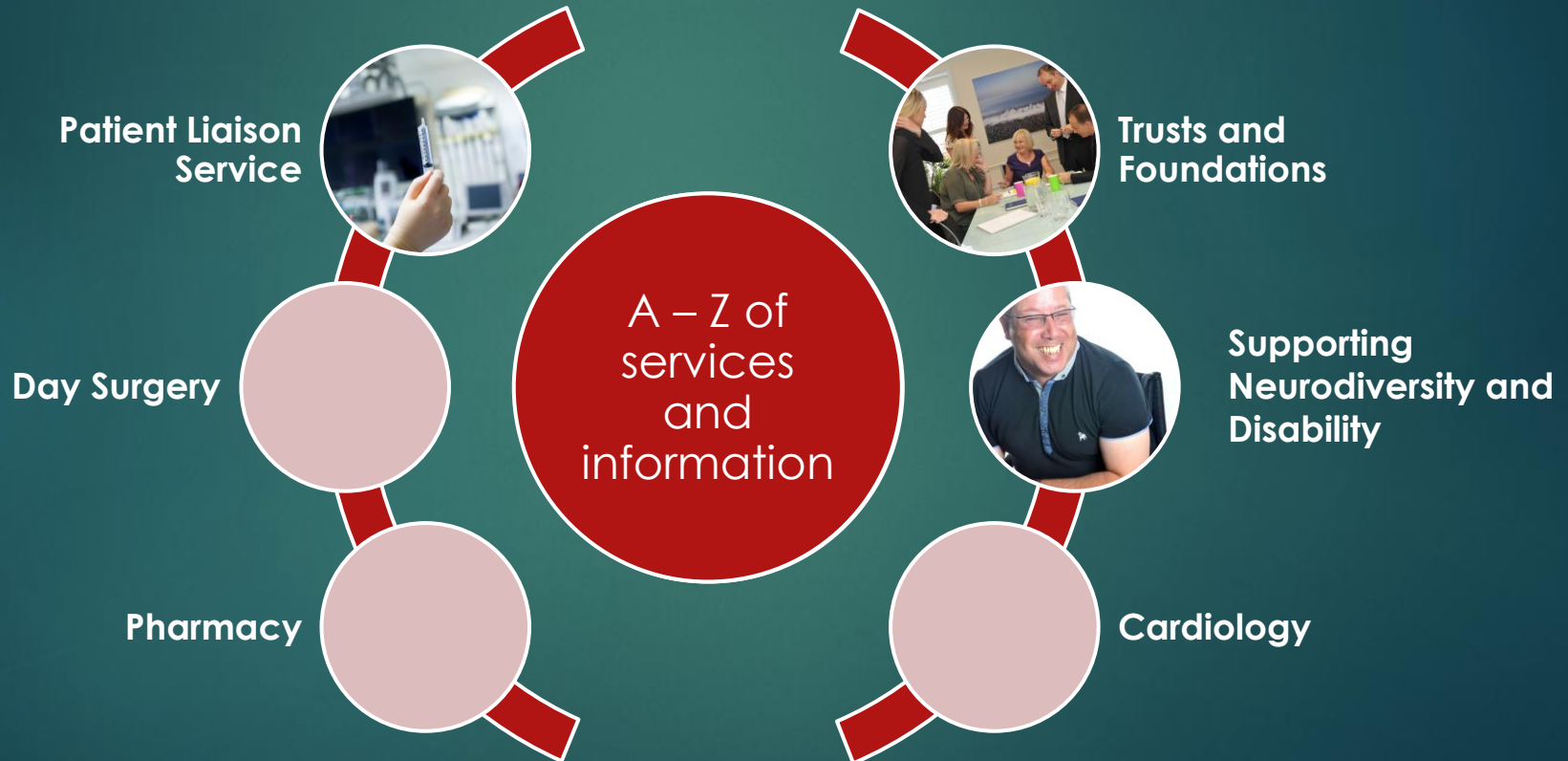


**This is a visual guide to illustrate a typical patient journey, shown here as either a PDF document or website template, using the Radiology Department at Queen Elizabeth Hospital, Birmingham as an example.**

**Your hospital could be featured to showcase its work.**

# A Visual Guide to Patient Services

**Below shows typical departments**



**When a patient clicks onto their service, they will be taken to the relevant section, which will be illustrated with text and positive imagery.**

**Example: Radiology (see the following pages)**

**To find out more information about our services provided at this hospital, please click onto the relevant services below**



# MEET THE TEAM



**'Meet the Team' photographs can be taken within  
a location setting at your hospital**

# MEET THE TEAM



**'Meet the Team' photographs can also be taken with  
a studio set up at your hospital**

# MEET THE TEAM



**'Meet the Team' photographs can also be taken 'Virtually' via Zoom.**

**No need to leave your desktop.**



# Meet the Radiology Team



**Staying in hospital can be a worrying time, but rest assured you are being looked after by a team of extremely professional and caring people**



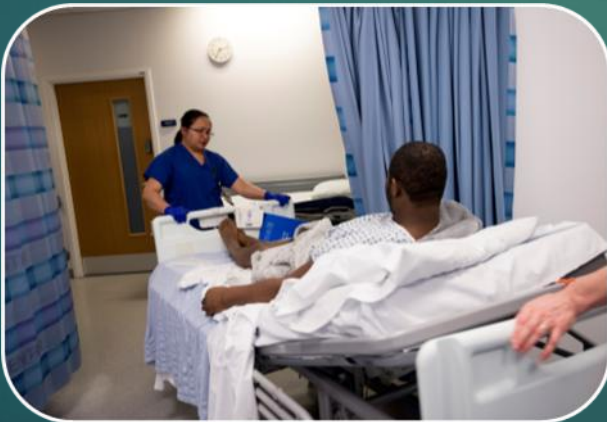
**During your hospital visit, you will meet  
a consultant to discuss  
how you are feeling**



**On the hospital ward your consultant will ask  
how you are feeling and explain  
about your procedure**

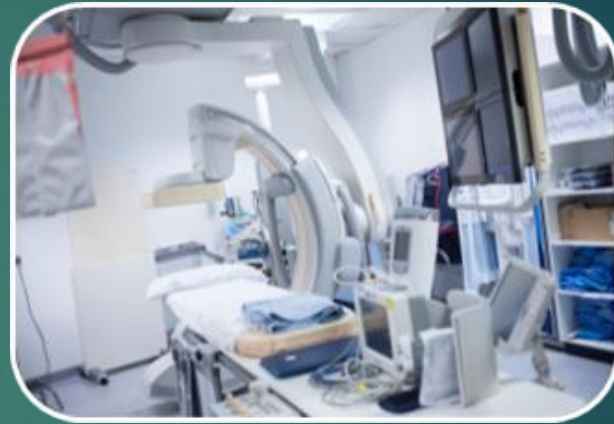


**Afterwards, a nurse will take you on a trolley bed to theatre, which is where your procedure will take place**





These photos show what a typical operating theatre looks like



Before your procedure you can talk with your medical team. You will then be given some anaesthetic gas to send you to sleep





If you would like to see what happens during your procedure, here are some photographs



And here are some photographs





**After your procedure, you will be taken back to the ward, where you will be met by the nurses and your consultant**



**Meet the rest of our amazing team who  
are here to help with your recovery**





# “An image speaks a thousand words”

How images can be utilised

Websites, Social Media, Fact Sheets,  
Brochures, Pamphlets, Press (trade,  
national, global), Educational  
Presentations...  
Opportunities are endless





# To discuss your ideas please contact Helen Tinner

Mobile: 07985 001 534

Email: [helen@helentinner.com](mailto:helen@helentinner.com)

Website: [helentinner.com/medical-photographer](http://helentinner.com/medical-photographer)